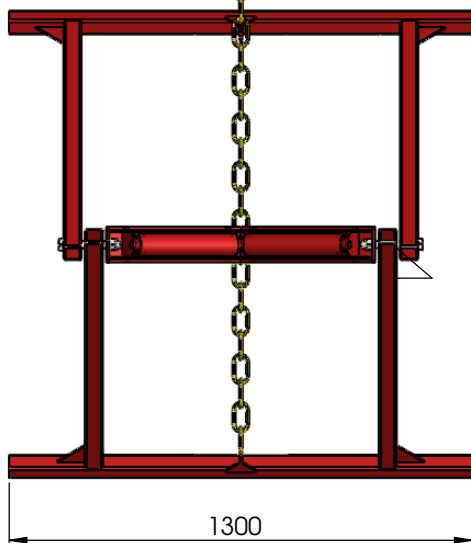
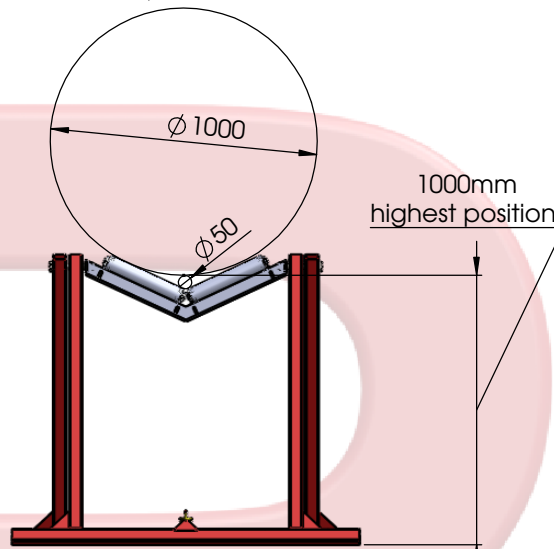


Height adjustment controlled using linking chain between each chassis section.

Connected between each section d-shackles.



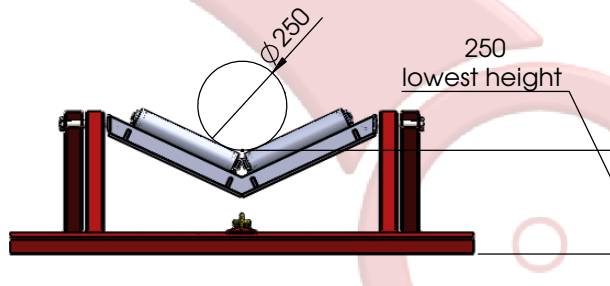
1300



Ø 1000

Ø 50

1000mm highest position

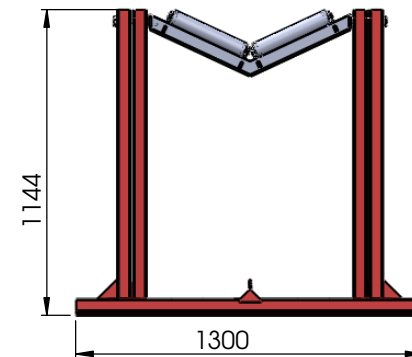
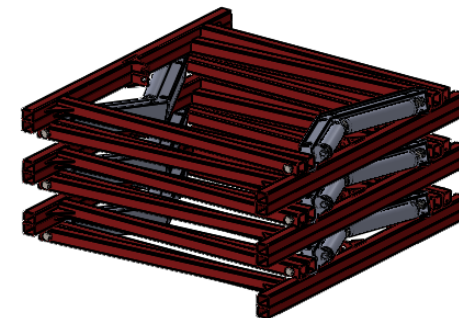


Ø 250

250 lowest height

Model ships and stores flat. up to 15 can be stacked on the one pallet, unit weight approximately 45kg.

Allow for pallet square section of 1400x1400 to cover some minor overhang.



1144

1300

CUSTOMER APPROVAL:

COMPANY:
SALES PERSON:
NAME:
SIGN:
DATE:

DO NOT SCALE DRAWING REVISION FINISH:

TITLE:

SWL: 500kg
Please note the user is responsible for ensuring the stability of each pipe support. Please take care to ensure surface is level and maintain the lowest practical height to maximise stability in the application.

Each support is designed to suit pipes from 50mm to 1000mm diameter.

	NAME	SIGNATURE	DATE
DRAWN	BREON	BWM	3/06/2016
CHK'D	SY	SY	3/06/2016
APP'VD	RAY	RW	3/06/2016
MFG	SY	SY	3/06/2016
Q.A	BARRY	BN	3/06/2016

UNLESS OTHERWISE SPECIFIED: DIMENSIONS ARE IN MILLIMETERS TOLERANCES TO 0.25MM

DEBUR AND BREAK SHARP EDGES



WEIGHT:

DWG NO. HA01 (High Model)

A3

SHEET 1 OF 1